


# to the top



# To the Top

# Reach to the top!

5. razred



**To the Top** je udžbenik namenjen učenicima starijih razreda osnovne škole. Raznovrsni sadržaji primereni uzrastu i mnoštvo vežbanja koja se postupno i logički nadovezuju omogućavaju učenicima da razvijaju ne samo jezičke veštine potrebne za uspešnu komunikaciju na engleskom jeziku, već i opšteobrazovna znanja.


6. razred



## Fleksibilan

Realno postavljeni ishodi učenja i postupnost u savladavanju gradiva motivisaće sve učenike i pružiti im osećaj postignuća. Sadržaje udžbenika možete lako prilagoditi individualnim potrebama učenika i tako ih motivisati da uče i napreduju.


7. razred



## Atraktivan

Pregledna struktura i jasna koncepcija časa omogućavaju lako kretanje kroz sadržaje, a savremene ilustracije i fotografije privlače pažnju i podstiču interesovanje učenika.

8. razred



## Interaktivan

Raznovrsne komunikacijske vežbe i materijal za interaktivnu belu tablu podstiču interaktivnost i angažovanje učenika.

## Aktuelan

Bogat vokabular, zanimljive teme, primerene uzrastu tinejdžera, i stranice namenjene upoznavanju sa kulturom zemalja engleskog govornog područja pružaju obilje sadržaja koji će držati pažnju vaših učenika.

## Predstavljamo vam udžbenik

## To the Top

### To the Top... For busy teachers

Radite u odeljenjima sa mnogo đaka i sigurni smo da vam je vreme veoma dragoceno. Nastavni paket je kreiran tako da vam maksimalno uštedi vreme za pripremu i realizaciju nastave.

Pogledajte stranice 4 i 5 da saznate više o podršci koju To the Top pruža nastavniku >>>

### To the Top... To motivate your students

Motivacija je ključ za uspešno učenje, ali motivisati tinejdžere nije lak zadatak. Teme i sadržaji udžbenika kreirani su tako da odgovore ovom izazovu na najbolji način.

Pogledajte stranice 6-9 da vidite kako To the Top može da motiviše vaše učenike >>>

### To the Top... For the digital classroom

Savremena nastava je postala nezamisliva bez pratećih digitalnih materijala. Udžbenik nudi digitalne komponente koje olakšavaju učenje i čine ga zanimljivijim.

Pogledajte stranicu 10 da saznate na koji način digitalne komponente mogu da osveže vaše časove >>>

Za više informacija posetite [www.datadidakta.rs](http://www.datadidakta.rs)



# To the Top... For busy teachers

Priručnik za nastavnika, sa stranama iz udžbenika, sadrži uputstva i ideje za realizaciju nastave, mnoštvo saveta i opcionih aktivnosti datih na jasan i sistematičan način koji će vam omogućiti lako kretanje kroz sadržaje i uštedeti vreme za pripremu i realizaciju nastave.

## Do you go to the cinema? 3b

Teacher's notes

### Functions

Asking about habitual actions and routines  
Expressing likes and dislikes  
Talking about films

### Structures

Present Simple (negative – questions)

### Vocabulary

science-fiction/animated/adventure/horror/romantic film  
comedy reporter magazine go to the cinema  
all kinds of interesting exciting kids boring  
really free tickets tonight very much at all

### Expressions

Excuse me!  
Can I ask you a few questions?  
What kind of films do you watch?  
Sure!  
Why not?  
Thanks (a lot).  
Here are...  
I think...  
No way!  
Don't worry.

### Warm-up

- Draw Ss' attention to the title of the lesson.
- Ask Ss to guess what the lesson will be about.
- Elicit answers.

### 1 Vocabulary (Track 49)

- Write the names of some films Ss would know on the board and ask them if they have seen them, if they liked them, etc.
- Ask Ss what kind of films they like watching. As they mention each kind of film, write the English equivalent

### BACKGROUND NOTE

K2, also known as Mount Godwin-Austen, is located on the Pakistan-China border in the Karakoram range of the western Himalayas. K2, rising to 8,611m, is the second highest mountain in the world. Mount Everest, rising to 8,850m, the highest mountain in the world, is also in the Himalayas. K2 is an almost regular cone of ice and limestone resting on a granite base.

Izvor: To The Top,

Priručnik za nastavnika, stranice 40 i 41

### 2 Read (Track 50)

#### A.

- Ask Ss what they can see in the picture.
- Ask Ss to try and guess who the woman is and what questions she is asking Eddie and Zoe.
- Elicit answers.
- Play the cassette/CD and ask Ss to follow in their books.
- Check Ss' predictions. Then, ask them comprehension questions, such as:  
*What are Zoe's favourite films? Science-fiction films.*  
*What are Eddie's favourite films? Comedies.*  
*Who likes animated films? Eddie does.*  
*What does the woman give to Eddie and Zoe?*  
*Two free tickets for the cinema.*  
*Is Zoe happy? No, she isn't.*
- Choose Ss to act out the dialogue in class.

## 3b Do you go to the cinema?

Teacher's notes (continued)

### B.

- Ask Ss to read through the sentences 1-5.
- Ask Ss to read through the dialogue again.
- Explain any new vocabulary and have Ss do the activity individually or in pairs.
- Check the answers with the class and ask Ss for justification.

### KEY

1. F (Eddie and Zoe go to the cinema every Saturday.)
2. F (Eddie doesn't watch science-fiction films.)
3. F (Eddie likes comedies.)
4. T
5. T

### 3 Grammar

- Check Ss' knowledge of the Present Simple affirmative by asking them when it is used (*for habits or actions that happen regularly*) and how it is formed. If necessary, briefly refer them to the Grammar section of lesson 3a.
- Ask Ss to read through the first table. Explain to them that this is the negative form of the Present Simple.
- Ask Ss what they notice about the formation of the negative form (we use *don't* or *doesn't* - in the third person singular - followed by the base form of the main verb).
- Ask Ss to look back at the dialogue to find examples of negative forms (*Eddie doesn't like science-fiction films very much - I don't like science-fiction films at all*).
- Ask Ss to read through the other two tables. Explain to them that this is the interrogative form of the Present Simple, followed by short answers (positive or negative).
- Ask Ss what they notice about the formation of the question form (we add *do* or *does* before the subject and the base form of the main verb). Point out to them that in short answers, we use only *subject + do/ don't* or *does/doesn't*, without the base form of the verb.
- Ask Ss to look back at the dialogue to find examples of question forms (*Do you go to the cinema with your friends? Yes, we do.*)
- Ask Ss to read through each dialogue in the exercise.
- Have Ss work individually or in pairs and complete the questions and answers with *do*, *does*, *don't* or *doesn't*.
- Check the answers with the class.

### KEY

1. Do, don't, Does, does
2. do, Do, don't, don't, doesn't

### Optional activity

- Go round the class and say sentences to check Ss' comprehension of the negative/question form of the Present Simple, e.g. *I don't watch TV on weekdays. What about you?*
- Alternatively, you can divide Ss into pairs and tell them to act out a short interview/survey. At the end of the interview, the interviewer reports his/her interviewee's answers to the class. e.g. *Maria doesn't watch TV on weekdays. She watches TV at the weekend. She plays computer games on weekdays.*

### 4 Pronunciation (Track 51)

- Tell Ss that they are going to listen for the difference in pronunciation between *likes*, *plays* and *watches*.
- Play the cassette/CD.
- Elicit the answer: *likes* ends in a /s/ sound, *plays* ends in a /z/ sound and *watches* ends in an /tʃ/ sound.
- Play the cassette/CD and pause after every word.
- Ask Ss to repeat each word and tick the sound they hear.
- If necessary, play the cassette/CD again.

### KEY

/s/: takes, makes  
/z/: goes, reads, flies  
/tʃ/: relaxes, dances

### 5 Speak

- Ask Ss to read through the speech bubble and make sure that they understand the dialogue. Alternatively, you can act out the dialogue with a student.
- Divide Ss into pairs and have them take turns to ask and answer questions.
- Go round the class helping Ss when necessary.

### LISTENING TRANSCRIPT

**Interviewer:** Hello, can I ask you a few questions for the magazine *Music Today*?  
**Boy:** Sure!  
**Interviewer:** OK. What's your name?  
**Boy:** Liam. Liam Farrell.  
**Interviewer:** ... Farrell. Right! And you're fifteen years old?  
**Boy:** Fourteen!  
**Interviewer:** OK, Liam. Do you enjoy listening to music?  
**Boy:** Of course, I do! I listen to music every day.  
**Interviewer:** And what kind of music do you like? Hip hop? Pop?  
**Boy:** I hate hip hop and pop. Most of my friends like listening to rock music but I like jazz.  
**Interviewer:** Jazz?  
**Boy:** I think it's great music, and I also play in a band.  
**Interviewer:** Really? What do you play? The saxophone?  
**Boy:** The drums! My brother plays the saxophone and my cousin Stella sings.  
**Interviewer:** So, you don't sing!  
**Boy:** No, I don't like singing. I'm a really bad singer.  
**Interviewer:** Well, thanks Liam. It was a very interesting ...

Ponudene **opcione aktivnosti** pružiće vam fleksibilnost u realizaciji časa.

Vidno istaknuta **rešenja zadataka**

Transkripti vežbi slušanja

## Pratite napredak vaših učenika lako i jednostavno!

To the Top nudi mnoštvo materijala za kontinuiranu procenu znanja učenika.

**Top Skills** i **Revision** stranice na kraju svakog modula u udžbeniku, praćene su sa dve stranice provere znanja u radnoj svesci.



### Gotovi testovi na Teacher's resource CD-u!

- Testovi sa svaki modul
- Test za kraj polugodišta
- Završni godišnji test



Testovi su dostupni u formatu koji možete menjati i prilagođavati vašim potrebama.

## Uštedite vreme za pripremu časova!

Uz udžbenik *To the Top* na raspolaganju su vam **godišnji, operativni i dnevni planovi** za sve nivoe.



Gotovi nastavni planovi i dnevne pripreme

Planove možete preuzeti na [www.datadidakta.rs](http://www.datadidakta.rs)

# To the Top... to motivate your students

Savremene, inspirativne teme u udžbeniku,  
zanimljive multikulture i CLIL informacije  
zainteresovaće i motivisati vaše učenike, a  
mnoštvo komunikacijskih vežbi o realnim  
životnim situacijama olakšaće im usvajanje  
vokabulara i osigurati brži napredak u učenju.

**Savremene ilustracije  
i fotografije**, primerene  
tinejdžerima, privući će pažnju  
vaših učenika.

**Pregledna struktura** i jasno  
obeleženi zadaci olakšaće  
učenicima da koriste udžbenik

**Vodič za vežbe pisanja** u svakom  
modulu, kao dodatna podrška za  
savladavanje veštine pisanja.

## 5 Write

A. Read the tip and then complete the sentences 1-5.

**TIP** When you refer to time, use the prepositions:  
• at ten o'clock, half past two, etc.  
the weekend  
night

Izvor: To the Top 1,  
Udžbenik, stranice 40 i 41


**Culture Pages**, praćene  
zanimljivim **pesmama**, upoznaju  
učenike sa kulturom zemalja  
engleskog govornog područja.




## 3b Do you go to the cinema?

### 1 Vocabulary

Listen and repeat.



an animated film



a horror film

### 2 Read

A. Listen to the dialogue. Then, read it out in groups.

**Woman** Excuse me, I'm a reporter for Film Magic Magazine. Can I ask you a few questions?  
**Eddie** Sure.  
**Zoe** Why not?  
**Woman** Thanks. Do you go to the cinema with your friends?  
**Eddie** Yes, we do. We go every Saturday.  
**Woman** What kind of films do you watch?  
**Zoe** I watch all kinds of films but science-fiction films are my favourite! They're so interesting and exciting! No, they aren't.  
**Eddie** Eddie doesn't like science-fiction films very much.  
**Eddie** I don't like science-fiction films at all. I like comedies.  
**Woman** Do you like animated films?  
**Eddie** Of course! I think they're very funny.  
**Woman** What about you?  
**Zoe** No way! They're for kids. They're really boring.  
**Woman** OK. Thanks a lot. Here are two free tickets for the cinema tonight.  
**Eddie** Great! Is it a comedy?  
**Woman** No, it's an animated film.  
**Zoe** Oh no!  
**Eddie** Don't worry, Zoe. I can go with Tom... he, he, he.

## 3 Grammar

Present Simple (negative - questions)

NEGATIVE	QUESTIONS	SHORT ANSWERS
I don't watch (=do not)	Do I watch?	Yes, I do. No, I don't.
You don't watch (=do not)	Do you watch?	Yes, you do. No, you don't.
He doesn't watch (=does not)	Does he watch?	Yes, he does. No, he doesn't.
She doesn't watch (=does not)	Does she watch?	Yes, she does. No, she doesn't.
It doesn't watch (=does not)	Does it watch?	Yes, it does. No, it doesn't.
We don't watch (=do not)	Do we watch?	Yes, we do. No, we don't.
You don't watch (=do not)	Do you watch?	Yes, you do. No, you don't.
They don't watch (=do not)	Do they watch?	Yes, they do. No, they don't.

Complete with **do**, **does**, **don't** or **doesn't**.

- A:** \_\_\_\_\_ you like comedies?  
**B:** No, I \_\_\_\_\_.  
**A:** What about your brother? \_\_\_\_\_ he like comedies?  
**B:** Yes, he \_\_\_\_\_.  
**A:** Great. I've got a great comedy on DVD.
- A:** What \_\_\_\_\_ you do with your friends on Sundays?  
\_\_\_\_\_ you play football?  
**B:** No, we \_\_\_\_\_ . We \_\_\_\_\_ like football.  
Jenny and I play basketball every Sunday.  
**A:** What about Betty?  
**B:** No, she \_\_\_\_\_ like sport.

## 4 Pronunciation

Listen and tick (✓) the sound you hear.

	likes /s/	plays /z/	watches /ɪz/
takes			
relaxes			
goes			
reads			
makes			
dances			
flies			

## 5 Speak

Talk in pairs.

What kind of films do you watch?  
I watch comedies. I think they're funny.  
Do you watch romantic films?  
Yes, I do. I think they're great.  
No, I don't. I think they're boring.  
What about you?

**Gramatička objašnjenja** su  
kratka, jasna, dobro ilustrovana,  
sa brojnim vežbanjima za proveru  
njihove usvojenosti.

**Vežbe izgovora** pružaju priliku  
učenicima da vežbaju pravilan  
izgovor.

Svaka lekcija završava  
komunikacijskom vežbom ili  
vežbom pisanja kojom se **aktivira**  
i **personalizuje** znanje učenika.

**Speaking section** na kraju knjige  
sadrži kvizove, upitnike, igre uloga  
i zanimljive zadatke koje će vaši  
učenici voleti!

**Plus!**

**Korisni dodaci na kraju udžbenika:**

- ✓ Pregled gramatičkih struktura
- ✓ Liste reči
- ✓ Lista nepravilnih glagola







# To the Top... For the digital classroom

DATA  
DIDAKTA


Unesite novu dimenziju i dodatnu vrednost u svoju nastavu pomoću materijala za interaktivnu nastavu.

## Osvežite časove i angažujete svoje učenike!

Digitalna verzija udžbenika To the Top sadržaje udžbenika i radne sveske prenosi na ekran, čime se podstiču interakcija i angažovanje učenika na času.

Idealna podrška nastavniku u pripremi i realizaciji nastave!

- Direktan pristup udžbeniku i radnoj svesci u formi „knjige na ekranu“.
- Nisu potrebni pristup internetu i instalacija!
- Sadržaji se mogu prikazivati na beloj tabli ili pomoću projektora.
- Sadržajima upravljate lako, uz pomoć korisnih alata za navigaciju.



[www.datadidakta.rs](http://www.datadidakta.rs)

Sve za nastavu na  
jednom mestu

## DATA DIDAKTA internet portal

Pridružite se našoj internet zajednici da preuzmete dodatne materijale i nastavne planove za svoj udžbenik, kao i mnoge druge korisne materijale i primere dobre prakse koje su sa nama već podelile vaše kolege.

## Postanite član Data Didakta kluba!

- Preuzmete dodatne materijale za nastavu!
- Podelite svoje iskustvo i znanje sa kolegama!
- Informišite se o našim akreditovanim seminarima!

Stručno  
usavršavanje

## Seminar: Projektna nastava - korak dalje u nastavi engleskog jezika


Seminar „Projektna nastava - korak dalje u nastavi engleskog jezika“ namenjen je svim nastavnicima koje zanima kako rad na projektima može da unapredi sve četiri jezičke veštine učenika. Danas se reč „projekat“ koristi u različitim značenjima, tako da ćemo na ovom seminaru prvo objasniti razliku između projektne nastave i drugih, sličnih metoda. U četiri radionice proći ćemo sve faze jednog projekta sa ciljem da razmotrimo aktivnosti, predvidimo poteškoće i dobijemo neke ideje za projekte sa učenicima.

**Kataloški br. 694 | Prioritet 1 | Kompetencije K1 | Bodovi 8**


**Realizatori:** Ivana Milošević, Biljana Pipović, Marija Lukač, Marija Golubović

Ukoliko želite da vas obavestimo o terminima održavanja seminara, pošaljite nam vaše kontakt podatke (ime i prezime, škola, predmet koji predajete, imejl adresa, telefon) na imejl adresu [datadidakta@gmail.com](mailto:datadidakta@gmail.com).


# Komponente nastavnog kompleta



Udžbenik



Radna sveska u boji sa  
audio CD-om




Priručnik za  
nastavnika




Audio CD



Teacher's  
Resource CD



Radna sveska sa  
rešenjima  
(za nastavnike)



Gramatika



Materijal za  
interaktivnu nastavu



Gotovi nastavni  
planovi i dnevne  
pripreme

**Izdavačka kuća DATA STATUS ove godine obeležava 20 godina postojanja.** Najveći deo svog rada posvetili smo razvoju udžbenika i dodatnih materijala za učenje stranih jezika.

U našoj ponudi nalaze se akreditovani udžbenici za engleski, nemački, francuski, ruski i španski jezik za sve razrede osnovne i srednje škole, **a potrebe nastavnika stranih jezika u fokusu su svih naših aktivnosti.**

Posebno želimo da istaknemo izuzetnu saradnju sa našim nastavnicima i metodičarima renomiranih izdavačkih kuća koje zastupamo, koji nam svojim iskustvom i sugestijama pomažu da našu ponudu neprestano obogaćujemo dodatnim nastavnim materijalima i tako odgovorimo svim vašim nastavnim potrebama.

**Pozivamo vas da i vi postanete deo DATA STATUS tima!**